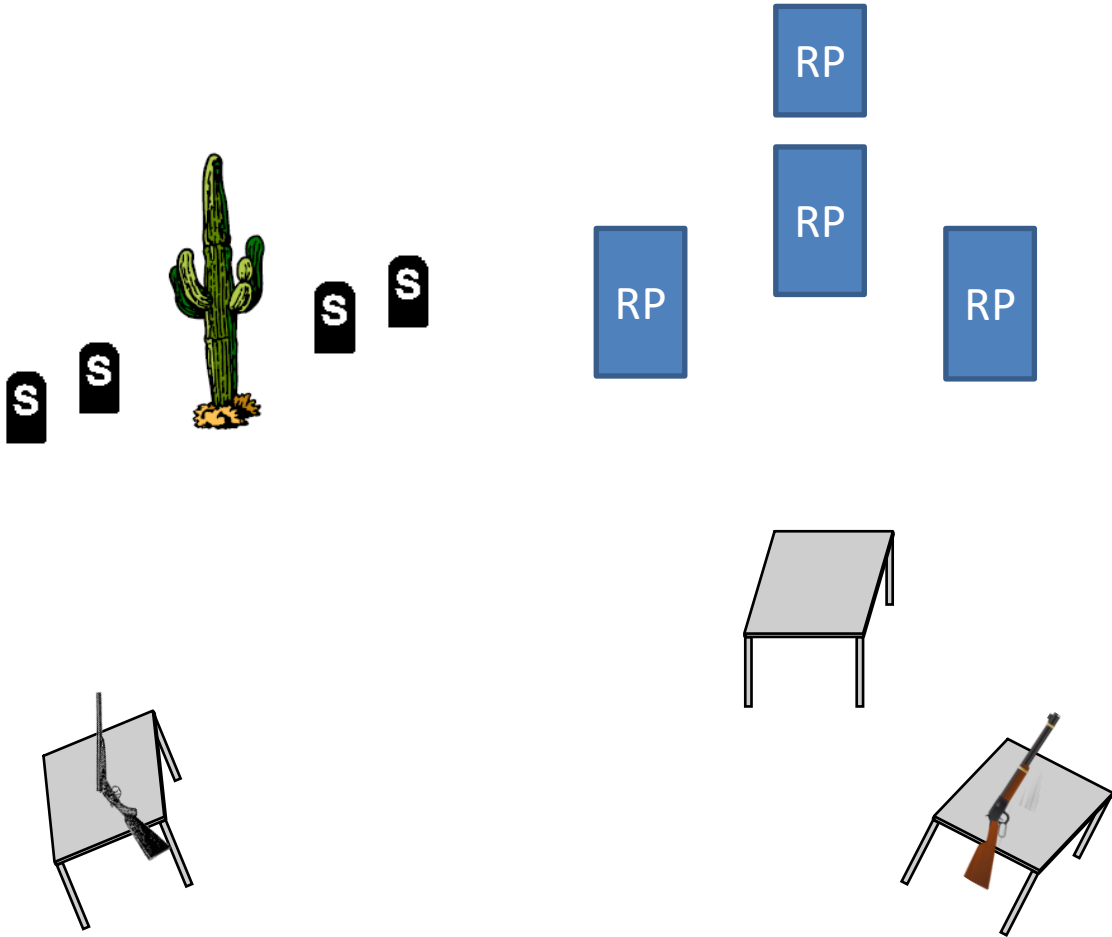


STAGE 1



Round Count: Rifle: 10, Pistols: 10, Shotgun: 4+

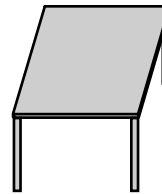

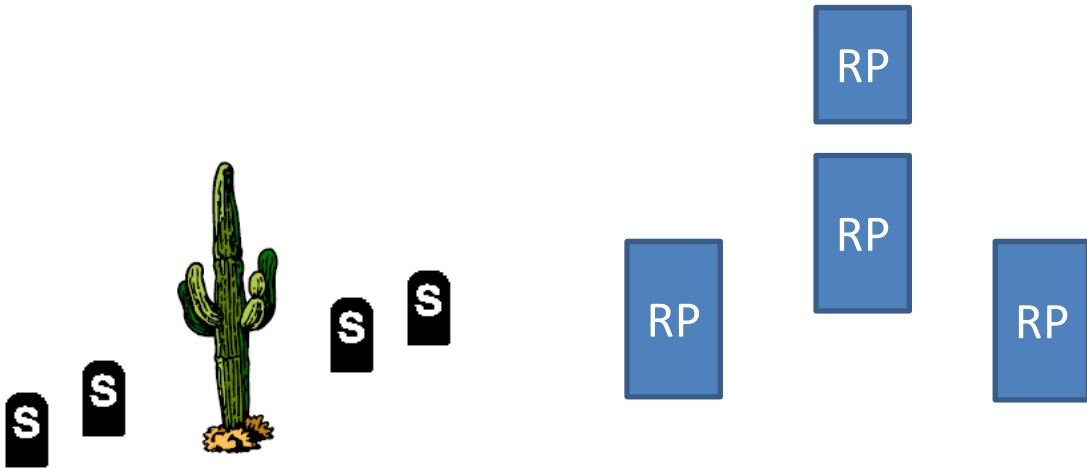
Staging: Rifle staged on right table and shotgun staged on left table; pistols are holstered. Start standing behind left table, both hands on table not touching the gun. Gun order: Shotgun, rifle, pistols.

Line

**THIS PLACE WILL NEVER BE DEL MONICO'S,
BUT IT WOULD BE BETTER IF A FELLA I KNOW WOULD TAKE A BATH!**

ATB: With the SG, knock down the two shotgun targets on the left of the cactus, then the two to the right of the cactus. Misses must be made up from the side of the cactus from which they were originally engaged. Make the SG safe. Move to the right table. With the rifle, engage the rifle/pistol targets by double taping the two bottom targets, then quadruple tapping the center target and lastly double taping the top target. Make rifle safe. Move to the forward table and with the pistols, engage the targets as per the rifle instructions. Pistol targets may be engaged anywhere between the right table and the forward table.

STAGE 2



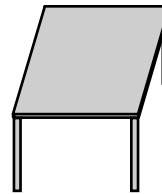

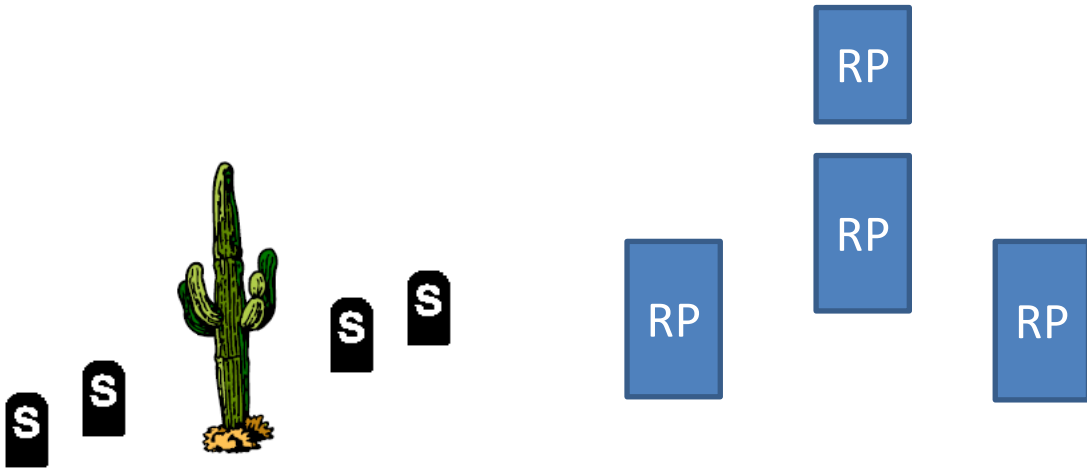
Round Count: Rifle: 10, Pistols: 10, Shotgun: 4+

Staging: Rifle staged on right table, pistols are holstered. Start standing behind left table with shotgun in hands. Gun order: Shotgun, rifle, pistols.

Line: WHAT'S THAT FELLA WEARING ON HIS HEAD?

ATB: With the SG, knock down the four shotgun targets in any order. Make the SG safe. Move to the right table and with the rifle place one round on any outside target and then 7 rounds on the center target, then place one round on the remaining two targets. (Note, this is not a round count, must shoot the targets 1-7-1-1.) Make rifle safe. Move to the forward table and with the pistols, engage the targets as per the rifle instructions.

STAGE 3



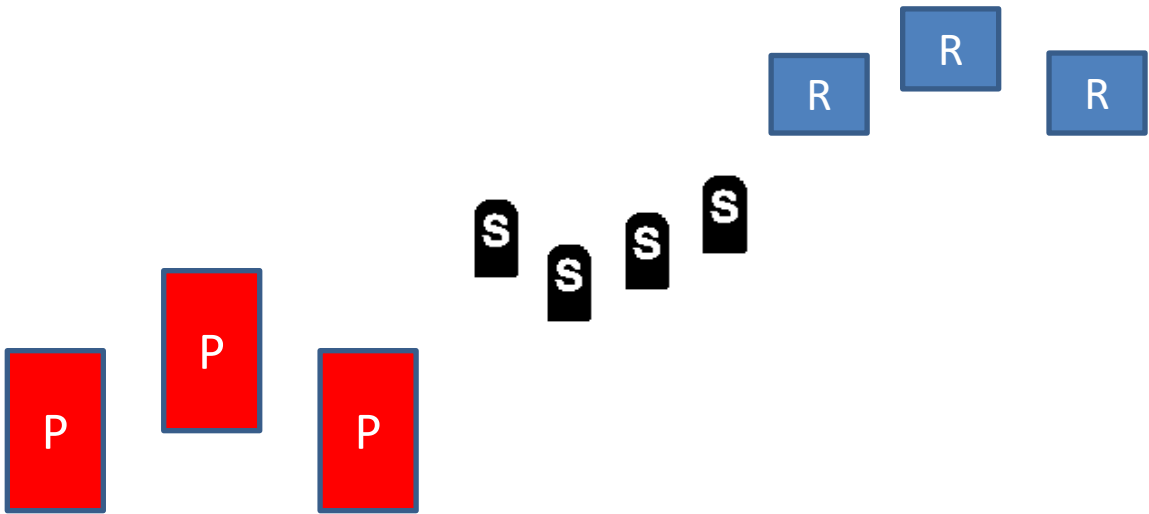
Round Count: Rifle: 10, Pistols: 10, Shotgun: 4+

Staging: Shotgun staged on left table; pistols are holstered. Start standing behind right table with rifle in hands. Gun order: Rifle, pistols, shotgun.

Line: LOOK! THEY HIT ME IN MY BUGLE!

ATB: With the rifle, for 10 rounds, double tap the rifle/pistol targets, starting and ending on the center target. Make rifle safe. Move to forward table and with pistols engage the targets per the rifle instruction. Holster pistols and move to the left table and with the shotgun knock down the four shotgun targets in any order.

STAGE 4



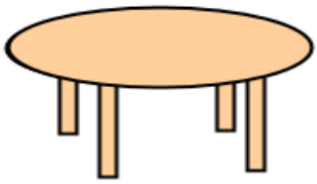
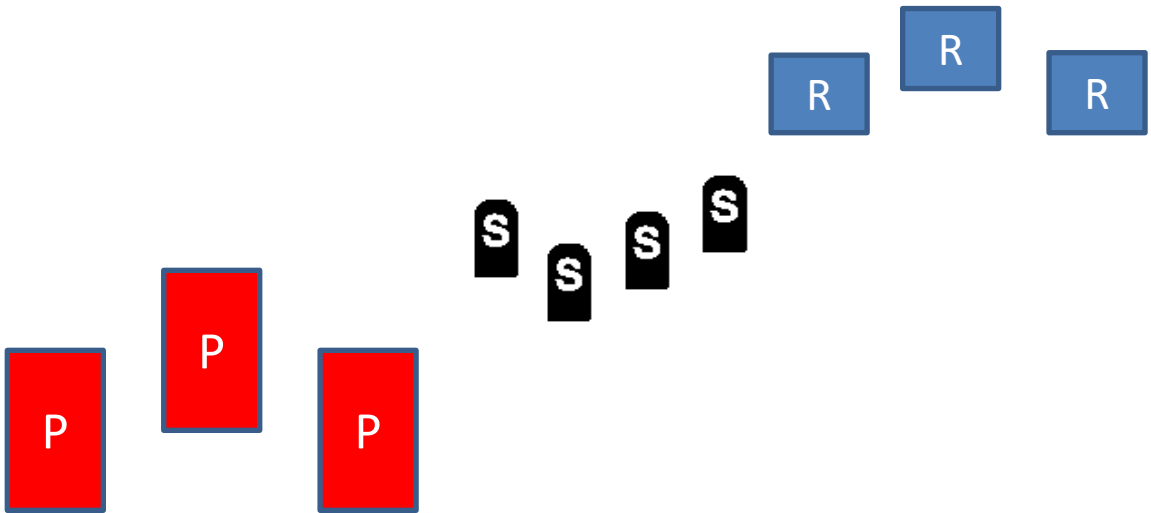
Round Count: Rifle: 10, Pistols: 10, Shotgun: 4+

Staging: Rifle and shotgun staged on right table; pistols are holstered. Start standing behind right table, both hands on, but not holding the rifle. Gun order is rifle, shotgun, pistol.

Line: IF I THOUGHT I WAS GOING TO GET SHOT, I WOULDN'T GO.

ATB: With the rifle, starting at either end, sweep the rifle targets in a 2-3-2 sweep, then starting on the same end as before, sweep the 3 targets. Make the rifle safe and with the shotgun knock down the four shotgun targets in any order, anywhere between the two tables. Make the shotgun safe and with the pistols from the right table engage the pistol targets per the rifle instructions.

STAGE 5




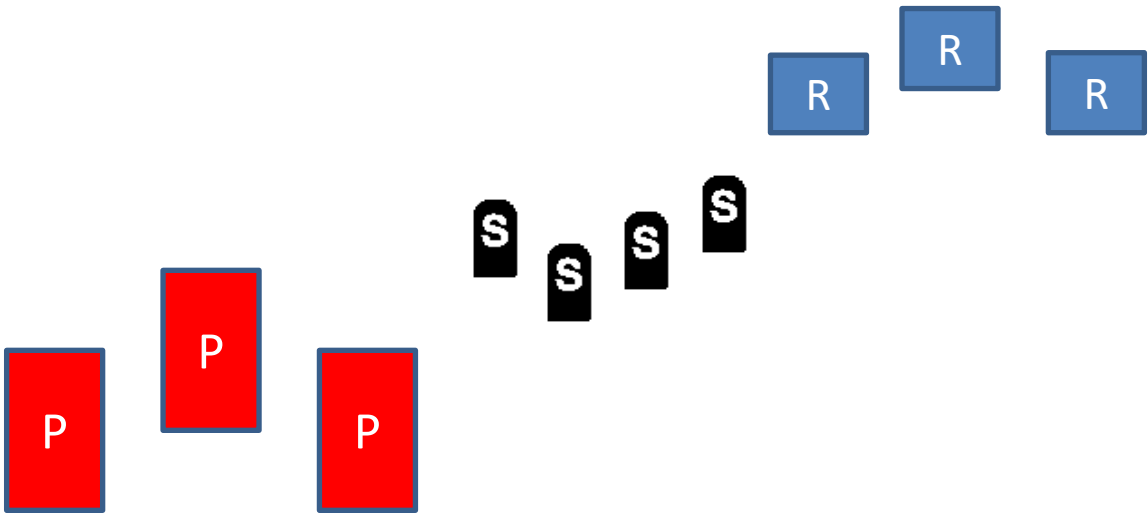
Round Count: Rifle: 10, Pistols: 10, Shotgun: 4+

Staging: Rifle and shotgun staged on right table; pistols are holstered. Start standing behind right table, holding a bottle of redevye. Gun order is Shotgun, rifle, pistol.

Line: GOOD THING I BROUGHT SOME REDEYE.

ATB: Drop the bottle and with the shotgun knock down the four shotgun targets in any order. Make shotgun safe and with the rifle starting on either end perform a 3-5-2 sweep of the rifle targets. Make rifle safe, move to the left table and with pistols engage the pistol targets per the rifle instructions.

STAGE 6



Round Count: Rifle: 10, Pistols: 10, Shotgun: 4+

Staging: Rifle staged on right table; pistols are holstered, shotgun staged on left table. Start standing behind right table, bugle in hand. Gun order is rifle, pistols, shotgun.

Line: IF I HAVE ANY TROUBLE, I'LL TOOT MY BUGLE.

ATB: Drop the bugle and engage the rifle targets in a 3-4-3 sweep; starting on either end. Make rifle safe. Move to left table and with pistols engage the pistol targets per the rifle instruction. Lastly, with the shotgun knock down the four shotgun targets in any order.